



STATEMENTS OF FINANCIAL POSITION

June 30, 2009 and 2008

ASSETS	2009	2008
Cash	\$ 498,551	\$ 266,912
Investments	3,908,503	3,141,837
Pledges receivable	367,117	488,800
Sundry receivables	145,822	77,413
Inventory	82,175	46,298
Prepaid expenses	245,344	133,453
Property and equipment, net	360,421	249,584
Other assets	20,677	18,613
TOTAL ASSETS	<u>\$5,628,610</u>	<u>\$4,422,910</u>
LIABILITIES AND NET ASSETS		
Liabilities		
Accounts payable	\$ 416,673	\$ 155,571
Accrued expenses	322,625	216,069
Grants payable	640,750	536,000
Capital lease obligations	10,432	31,584
Total Liabilities	1,390,480	939,224
Net Assets		
Unrestricted	3,737,067	3,067,750
Temporarily restricted	501,063	415,936
Total Net Assets	4,238,130	3,483,686
TOTAL LIABILITIES AND NET ASSETS	<u>\$5,628,610</u>	<u>\$4,422,910</u>

STATEMENTS OF ACTIVITIES

Years ended June 30, 2009 and 2008

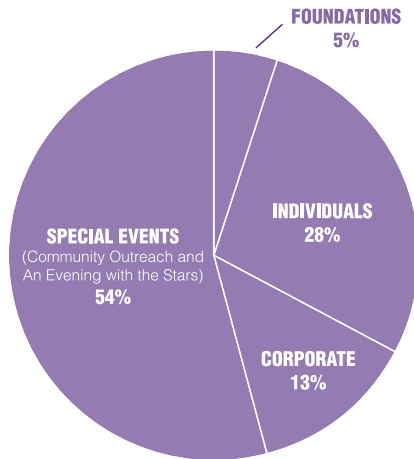
INCOME	2009	2008
Contributions	\$ 4,064,439	\$ 3,247,351
Special events, net*	4,769,269	4,258,144
Store sales, net	170,737	137,954
Net investment return and other	(176,994)	(58,600)
TOTAL INCOME	8,827,451	7,584,849
EXPENSES		
Program Services		
Research advocacy	3,181,019	2,962,542
Patient support	1,828,122	1,907,837
Education	1,971,928	1,447,286
Total Program Services	6,981,069	6,317,665
Supporting Services		
General and administrative	234,659	243,287
Fundraising	857,279	697,545
Total Supporting Services	1,091,938	940,832
TOTAL EXPENSES	8,073,007	7,258,497
INCREASE IN NET ASSETS	<u>\$ 754,444</u>	<u>\$ 326,352</u>

* Special events are presented net of direct costs of \$1,148,036 and \$847,052 in 2009 and 2008, respectively.

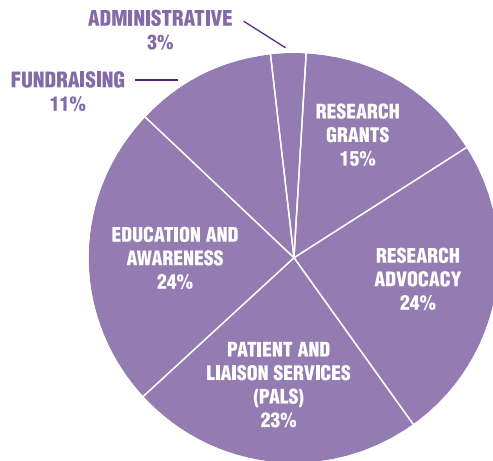
These financial statements were abstracted from Pancreatic Cancer Action Network's June 30, 2009 and June 30, 2008 financial statements which were audited by Windes & McClaughrey Accountancy Corporation and McGladrey & Pullen, LLP, Certified Public Accountants, respectively. Because the information does not include all the disclosures required by U.S. generally accepted accounting principles, it does not purport to present Pancreatic Cancer Action Network's financial condition or results of activities. A copy of the audited financial statements will be provided upon request at Pancreatic Cancer Action Network's office.



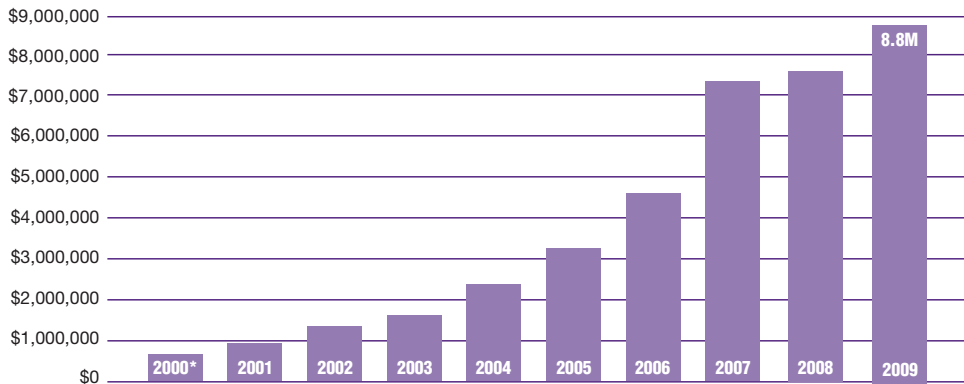
INCOME SOURCES 2009



EXPENSES 2009



INCOME 2000-2009



*Includes the 16-month period from February 15, 1999 to June 20, 2000.